



Bell Memorial Public Library

HOLIDAY NEWSLETTER

2016



2016 has been a good year at Bell Memorial Public Library! We are ever so grateful for every patron that comes into the library. You have been good to us and we hope that you feel that we have been good to you. Nearing the end of the year and going into the New Year we are excited for some changes taking place. As some of you may already have noticed the young adult books are no longer in the location they used to be behind the ramp. That is because we are going to have a room JUST FOR TEENS AND YOUNG ADULTS!! The Bell-X Room was previously used as storage but thanks to BMPL Director Stephen Boggs we have been in the process of transforming it into a place just for the teens and young adults. We are creating a space that can be called their own, a place for them to read, study, hangout, play games, etc. We are very excited about this change and look forward to the community it will build between the library and the teens and young adults. We are still coming up for a name for this area so if you have any suggestions please feel free to share that with any of our staff! We love ideas and suggestions from our patrons! It keeps us alive and on our toes thinking about how to best serve the community of Mentone! We hope you have a wonderful holiday season! There's nothing like a good book by a cozy fire with a mug of hot cocoa!!

Best wishes for the Holidays!
BMPL Family

What's Inside??

- * History of Christmas Tree
- * Mistletoe Facts
- * Elf-on-a-Shelf
- * Recipes
- * Santa Claus is Coming
- * What's Available/
What's Coming
- * Movie of the Month
- * Senior Center Info

CLOSED DECEMBER 24 & 25

CLOSED DECEMBER 31 & JANUARY 1

OUR HOURS

Monday, Tuesday, Wednesday, Thursday 9:00 to 7:00 PM

Friday & Saturday 9:00 to 5:00 PM

Sunday 1:00 to 5:00 PM (Closed Sun. June-August)

CONTACT US

Phone: 574-353-7234

Fax: 574-353-1307

Email: Director Stephen Boggs

sboggs@bell.lib.in.us



History of Christmas Trees

Although we are not sure when the tradition of the Christmas tree really started we think it may have been around 1,000 years ago in Northern Europe. At that time the evergreen fir tree had been hung upside down by chains and from chandeliers and lighting hooks. If one could not afford a real tree they would make a pyramid out of wood and decorate it with apples, candles and paper. Sometimes the trees were carried from house to house rather than staying in the home.

"It's possible that the wooden pyramid trees were meant to be like Paradise Trees. These were used in medieval German Mystery or Miracle Plays that were acted out in front of Churches on Christmas Eve. In early church calendars of saints, 24th December was Adam and Eve's day. The Paradise Tree represented the Garden of Eden. It was often paraded around the town before the play started, as a way of advertising the play. The plays told Bible stories to people who could not read."

In Germany, the first Christmas trees were decorated with edible things. Then glass makers started making glass ornaments to hang on the tree. Baby Jesus used to be the figure put at the top of the tree. That transitioned to an angel or fairy and then a star.

"The evergreen fir tree has traditionally been used to celebrate winter festivals (pagan and Christian) for thousands of years. Pagans used branches of it to decorate their homes during the winter solstice, as it made them think of the spring to come. The Romans used Fir Trees to decorate their temples at the festival of Saturnalia. Christians use it as a sign of everlasting life with God."

There are many different tales on how the Christmas tree tradition came to be. You can find out more about the history of Christmas trees by going to:

<http://www.whychristmas.com/customs/trees.shtml>

Christmas Light Sugar Cookies

Ingredients:

3 cups all-purpose flour, spooned and leveled, plus more for surface

1/2 tsp. Kosher salt

1 cups (2 sticks) unsalted butter, at room temperature

2 oz. cream cheese, at room temperature

1 cup sugar

1 large egg


1 tsp. pure almond extract

1/2 tsp. pure vanilla extract

1/2 recipe White Vanilla Frosting

Candy: Blue, white, and green candy balls; crushed blue starlight mints; silver and white dragées; mint M&M's; white sanding sugar; blue and green Sixlets; crushed green and blue rock candy; white nonpareils; shoestring licorice

Link for Directions: <http://www.countryliving.com/food-drinks/recipes/a40523/christmas-light-sugar-cookies-recipe/>



Did You Know?!

- ◇ This year Amazon had a record total of \$450 million in sales from midnight to 7am for Cyber Monday.
- ◇ The average American spends about \$786 on holiday shopping.
- ◇ The average holiday shopper will spend \$107.50 on themselves.

<http://www.factretriever.com/holiday-shopping-facts>



Christmas Light
Sugar Cookies



Elf-on-a-Shelf



Elf-on-a-shelf started back in 2005 and has since increased in sales tremendously. What started off as a children's Christmas book has now evolved into a fun, family tradition for all to enjoy!

"The elf is a special scout elf sent from the North Pole to help Santa Claus manage his naughty and nice lists. When a family adopts a scout elf and gives it a name, the scout elf receives its Christmas magic and can fly to the North Pole each night to tell Santa Claus about all of the day's adventures. Each morning, the scout elf returns to its family and perches in a different place to watch the fun. Children love to wake up and race around the house looking for their scout elf each morning."

Elf-on-a-Shelf even has a website now!

There are games and activities for the kids, they can write a letter to Santa, take quizzes, read fun facts, download some apps, color, and more!! Parents can find fun ideas for the elf and for crafts and sweets! Teachers can register for the Elf-on-a-Shelf Teacher Resource Center where they can get "FREE lesson plans that support the Common Core State Standards Initiative, FREE holiday-themed activity sheets that students will love and FREE ideas for scout elves via email."

To get in on the fun and excitement you can visit the website:
<https://www.elfontheshelf.com/>



Quick & Delicious Christmas Morning Breakfast Gingerbread Pancakes

Ingredients:

1 1/2 cups all-purpose flour
1 teaspoon baking powder
1/4 teaspoon baking soda
1/4 teaspoon salt
1/2 teaspoon ground dried ginger
1 teaspoon ground cinnamon
1 egg
1/2 teaspoon vanilla extract
1/4 cup molasses

Prep 10min Cook 15min Ready in 25min

Whisk the flour, baking powder, baking soda, salt, ginger, and cinnamon in a bowl; set aside. Beat the egg in a separate mixing bowl with the vanilla and molasses until smooth. Whisk in the water until completely incorporated. Stir the flour mixture into the molasses mixture until just combined -- a few lumps are okay.

Heat a lightly oiled griddle over medium-high heat. Drop batter by large spoonfuls onto the griddle, and cook until bubbles form and the edges are dry. Flip, and cook until browned on the other side. Repeat with remaining batter.

<http://allrecipes.com/recipe/214012/grandmas-gingerbread-pancakes/>

Mistletoe Facts

- * Mistletoe is normally spread on trees through bird poo and is actually a parasite! The plant attaches itself to the host tissue (a tree) and grows out of the branch.
- * Mistletoe was a symbol of love and friendship in Norse mythology, which is where the practice of kissing under the Mistletoe comes from.
- * The name mistletoe derives from two Anglo Saxon words 'Mistel' (meaning dung) and 'tan' (meaning twig or stick). So you might say mistletoe is 'poo on a stick'-not quite so romantic now, is it?
- * Mistletoe promotes wildlife! Although it's poisonous to us, it provides a great source of food for many animals. Birds rely on the plant and butterflies lay their eggs on it and use the nectar. Bees also get important pollen from mistletoe.
- * During the Medieval period, people believed mistletoe possessed mystical powers which could bring good luck to a family during December and ward off evil spirits and the devil. It was often used in ceremonies and burnt once Christmas was over.



TOP APPS TO DOWNLOAD FOR YOUR HOLIDAY SHOPPING

AMAZON You need the Amazon app to try to make sure you're not paying more than you have to. While in a store, you can scan the barcodes of items you want to buy and see how much they cost on Amazon. This is handy because many stores, including Best Buy, Target, Toys R Us and Walmart, will match prices if an item sold and shipped by Amazon is cheaper. You'll need to show the cashier the app with the price of the item. And make sure to check each store's price-matching rules, which are posted online. Many, for example, won't allow you to price-match from Thanksgiving Day through the following Monday.

CARTWHEEL BY TARGET If you plan to shop at Target, download this separate coupon app. You can browse through the hundreds of coupons or use the app to scan the barcode of every item you throw in your cart. When you do that, Cartwheel will tell if you if there's a coupon you can use or suggest a similar product that does have a deal. When you get to the register to pay, just show the app; there's a barcode the cashier will scan to apply the discounts. Recent deals include 25 percent off the latest "Call of Duty" video game and 30 percent off a set of wireless headphones. Other stores, such as Macy's and Kohl's, post deals in their apps too, so it may be worth downloading apps for other stores you shop at often.

FLIPP If you like to flip through promotional flyers to compare prices, try Flipp. The app collects paper flyers for stores near you and makes them digital. You can quickly scroll through them or digitally "clip" coupons that are saved in another part of the app. And the design of the app makes it easy to quickly see the latest flyers from stores you frequent the most. This app is a keeper beyond the holidays because it pulls flyers from a wide range of shops, including local grocery stores, pharmacies and large department stores.

RETAILMENOT Open up this app at every store to make sure you're not missing any deals. RetailMeNot lets you search by store, or you can turn on location services on your phone and have the app ping you when you're near a shop with deals — if you're not annoyed by alerts. For each store, RetailMeNot lists any coupons you can use either in the store or online. This is helpful because if there's no in-store coupon, but there is an online one, you'll know to just purchase it from the website. Keep in mind that most of the stores on RetailMeNot are national chains, so if you like to shop at smaller stores you likely won't find much.

<http://www.usatoday.com/story/money/personalfinance/2016/11/26/holiday-shopping-bring-these-4-money-saving-apps-you/94430092/>

Candles or Light Bulbs?!

"Because of the danger of fire, in 1895 Ralph Morris, an American telephonist, invented the first electric Christmas lights, similar to the ones we use today.

In 1885 a hospital in Chicago burned down because of candles on a Christmas Tree! And in 1908 insurance companies in the USA tried to get a law made that would ban candles from being used on Christmas Trees because of the many fires they had caused! So we have to say a big thank you to Ralph Morris for making Christmas safer!"

-www.whychristmas.com



Maple-Mustard Ham Rolls with Mac and Cheese

Ingredients:

4 cups Stove-Top Macaroni and Cheese
Nonstick cooking spray
½ cup pure maple syrup
¼ cup country Dijon-style mustard
2 teaspoons cider vinegar
1 teaspoon snipped fresh thyme
¼ teaspoon salt
½ - ¾ cup panko (Japanese-style bread crumbs)
1 tablespoon butter, melted
16 thin slices cooked ham (8 ounces)

Prepare Stove-Top Macaroni and Cheese as directed; cool slightly. Meanwhile, preheat oven to 400 degrees F. Coat a 2-quart rectangular baking dish with cooking spray; set aside.

In a small saucepan combine maple syrup, mustard, vinegar, thyme, and salt. Bring to boiling, stirring constantly; reduce heat. Boil gently, uncovered, about 4 minutes or until slightly thickened, stirring occasionally. Remove from heat. In a small bowl combine panko and melted butter, stirring to coat evenly.

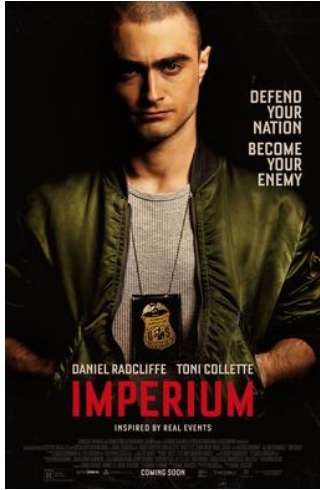
Spread 2 cups of the macaroni and cheese in the prepared baking dish. For each ham roll, lay two slices of ham next to each other, overlapping slightly. Place 1/4 cup of the remaining macaroni and cheese in the center of one ham slice. Roll ham slices around filling and place on top of macaroni and cheese in dish. Pour syrup mixture over ham rolls; sprinkle with crumb topping. Bake, uncovered, about 20 minutes or until mixture is heated through and crumbs are golden.

<http://www.bhg.com/recipe/maple-mustard-ham-rolls-with-mac-and-cheese/>








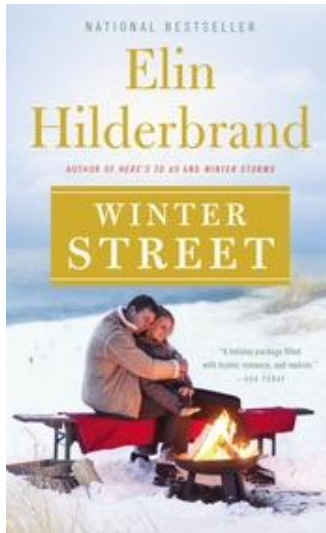

Available Now!




Movie

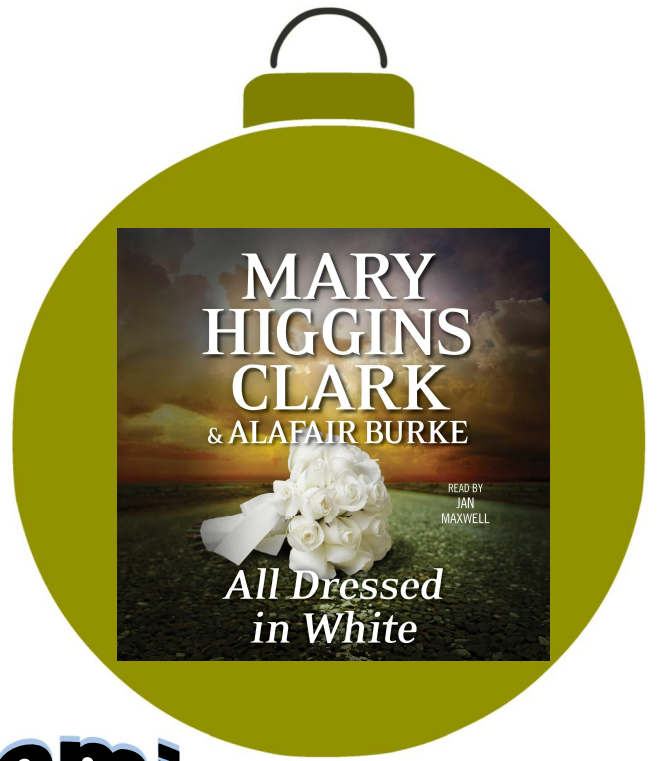


Movie



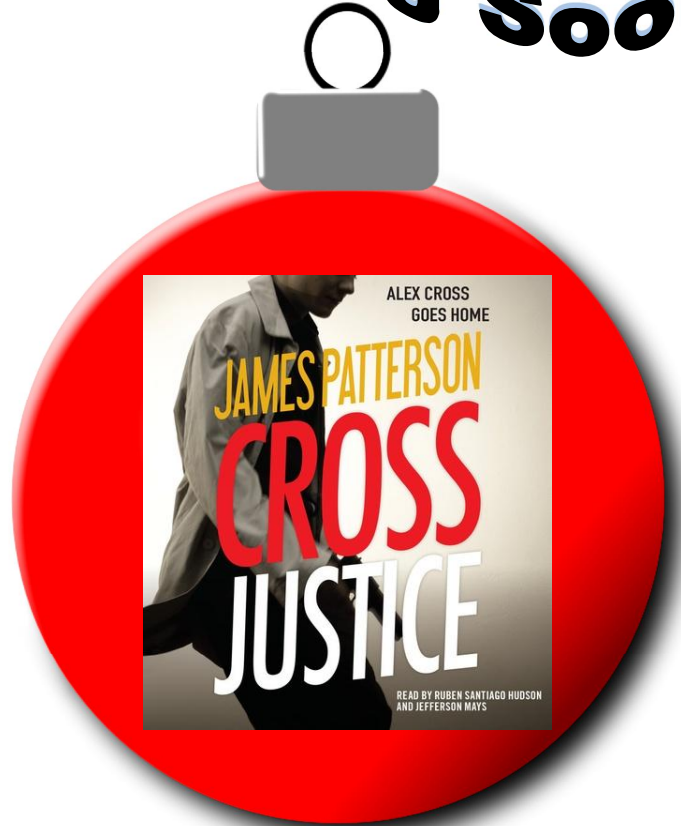

Books





Coming Soon

Audiobooks



SANTA CLAUS
IS COMING TO
BELL MEMORIAL



Sponsored By:
Mentone Lions Club

December 10th

9am-12pm

Make & Take Kids Christmas Ornament

Stop anytime while Santa is visiting to make an ornament!



MOVIE OF THE MONTH



Due to technical issues last month we will be finishing up the second half of the movie this month!

December 12 at 1:00pm



Senior Center Ugly Sweater Contest

'tis the season...
TO ROCK
UGLY
SWEATERS



December 6th



DECEMBER 2016

SUNDAY	MONDAY	TUESDAY	WEDNESDAY	THURSDAY	FRIDAY	SATURDAY
				1	2	3
4	5	6 Senior Center Ugly Sweater Contest	7 Story Time Gingerbread House 3:00pm	8	9	10 Make & Take Kids Christmas Ornament 9:00am-12:00pm
11	12 Movie-The Bridge (Second Half) 1:00pm	13	14 Story Time Christmas Trees 3:00pm	15 Kid's Night Out 4:00-5:00pm	16	17 Lego Club 1:00-3:00pm
18	19 Library Board Meeting 6:30pm	20	21 Story Time Santa Faces 3:00pm	22	23	24 Christmas Eve CLOSED
25 Christmas Day CLOSED	26 Euchre Club 6:00pm	27	28 NO STORY TIME	29	30	31 New Year's Eve CLOSED