



William




Pear



William Shakespeare

When u have to watch cartoons after a scary movie so you don't have nightmares



when you walking downstairs and accidentally step two steps down



Teen Tok

September 2020

Teen Happenings



Teen Craft Night

Create your own book marks!!

Supplies provided no cost

Ages 12-20

September 8th

4:30pm- 8:00 pm

Bell Memorial Public Library

1-574-353-7234

101 W. Main St. Mentone, In 46539

For any questions Email

Natalie Salazar

NSalazar@bell.lib.in.us



Teen Book Club

September 1st & September 15

4:30pm-7:00pm

Bell Memorial Public Library

1-574-353-7234

101 W. Main St. Mentone, In.
46539

Recipe : Hot Fudge Pudding Cake

INGREDIENTS

- 1¼ cups granulated sugar, divided
- 1 cup all-purpose flour
- ½ cup unsweetened Hershey's Cocoa powder, divided
- 2 teaspoons baking powder
- ¼ teaspoon salt
- ½ cup milk
- 1/3 cup unsalted butter, melted
- 1½ teaspoons vanilla extract
- ½ cup packed brown sugar
- 1¼ cups hot water
- Vanilla ice, if desired for serving



• INSTRUCTIONS

- Preheat oven to 350 degrees F. Heat a pot of water on the stove to very hot (just under a simmer).
- In the bowl of a stand mixer, combine ¾ cup of the granulated sugar, flour, ¼ cup of the cocoa, baking powder and salt. Stir in milk, melted butter and vanilla and mix until smooth.
- Pour the batter into an lightly greased 2-quart ceramic dish (as shown in our photos) or a 9-inch square baking pan (if it's a non-stick pan, you don't have to grease it) and spread evenly.
- In a small bowl, stir together the remaining ½ cup granulated sugar, brown sugar, remaining ¼ cup cocoa and mix well. Sprinkle this mixture evenly over the batter in your dish or pan. Pour the hot water over the top – but do not stir!
- Bake 35-40 minutes if using a glass dish (or 30-35 minutes if using a metal pan) – or until the center is almost set. Remove your dish from the oven and **allow it to stand for 15 minutes.**





After 15 minutes, spoon the cake into individual serving bowls – making sure to spoon the fudgy sauce from the bottom of the pan over the top of the cake. Add a scoop of vanilla ice cream if desired and serve immediately. cream, if desired for serving

Teen Favorites

Movies




Books



Around the Town

Deli N Dough is the place to go for all your sweet tooth needs ! They have such a large variety of ice cream , cakes and more ! Let them make the mess and do the work for you !



Community Service

We excited to announce the teens and young adults of the library will be collect items to donate to Fulton County Animal Adoption & Education Center the whole month of September .There will be a box in the YA room to drop items off or you may drop them at he front desk!



Teen of the Month



Paige Sherow what can I say about her.....

She is one smart cookie ! She has a love for dance and art . She actually doesn't like reading . She loves her dog Mia and her parakeet Remi !



Wise Words of Paige
Breathe Darling this is
just a chapter it's not
your whole story !