

The Bell Bulletin

Follow us on:



Bell Memorial Public Library

February 2024

Visit our
website:

www.bell.lib.in.us



Adult Craft for February 2024



Bell Memorial Public Library is excited to announce our upcoming

“Chocolate and Canvas”

DATE: February 6, 2024

TIME: 5:00-7:00 PM

Cost: free

Registration is required at the library.

*There is a limit of 15 people for this event. *

PLACE: Bell Memorial Public Library – large conference room

Our facilitator for this event will be Lisa Bemish.

She is excited to join us that night!

Library Hours:

Monday-Thursday

9:00am-7:00pm

Friday 9:00am-5:00pm

Saturday:

9:00am-1:00pm

Phone: 574-893-3200

Fax: 574-353-1307

Director:

Stephen Boggs

sboggs@bell.lib.in.us

sboggs@bell.lib.in.us

Download the Libby & Hoopla apps for access to e-books, audios, and more! Contact us if you need your Libby account activated.



Needle Nerds

Thursday, 2/1 from
4-6pm & Wednesday
2/21 from 3-5pm in
our reference area


Questions?
plancet@bell.lib.in.us





Free Adult Activities

Ages 19+ Questions? Contact Pat : plancet@bell.lib.in.us

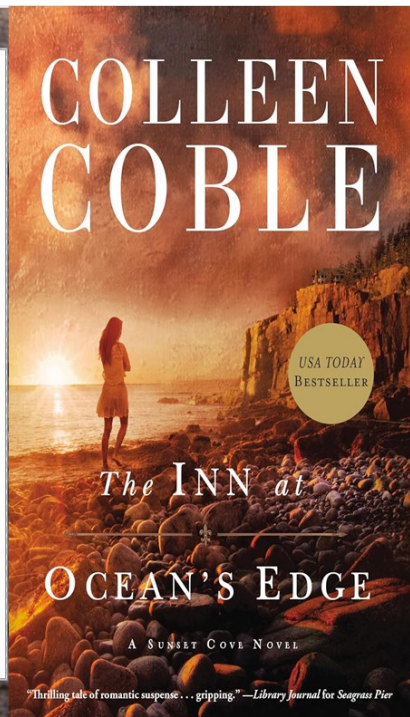


Tuesday, February 12 at 1pm in the Large Conference Room, join us for *The Great Lover*. Hope stars as Freddie Hunter a reporter who is chaperoning a troop of scouts aboard an exotic ocean liner. However Freddie would rather pay more attention to Duchess Alexandria (Rhonda Fleming) than his scouts. But Freddie has more to be concerned with than his scouts and the Duchess—a homicidal gambler looking to frame him for his murderous deeds.

Popcorn and water will be provided.



Adult Book Club
Tuesday, February 20 from 5:30-7pm
in our Reference Area. We will be discussing *The Inn at Ocean's Edge* by Colleen Coble



Free YA Activities

Ages 13-18 Questions? Contact Paul pschaeffer@bell.lib.in.us

A central graphic for a YA Craft Night event. It features a white rectangular box with black text, surrounded by a blue border decorated with various craft supplies like pens, markers, buttons, and a ruler. The background is light blue with scattered colorful hearts.

**YA Craft Night:
Thursday, February
15 from 5-6pm in
the YA Room**

A decorative border consisting of a row of alternating red and grey diamonds.

Free Junior Activities

Ages 13-18 Questions? Contact Paul pschaeffer@bell.lib.in.us


A graphic for a Book Club event. It features the words "Book Club" in a white, bold, sans-serif font, set against a background of colorful paint splatters in shades of red, yellow, blue, and green.

Book Club

**Junior Book Club:
Tuesday, February 13 &
27 from 5-6pm in the
YA Room**



**Junior Craft Night :
Thursday, February 8
from 5-6pm in the YA
Room**

A graphic for a LEGO Club event. It features a background of colorful LEGO bricks in various colors like red, yellow, green, and blue, arranged in a pattern that suggests a heart shape.

**LEGO CLUB: Thursday,
February 22 from
5-6pm in the YA Room**




February Story Time Plans

February 2, 2024 – Ground Hog’s Day

Book: *Groundhog Day*, by Margaret McNamara

Craft/Snack: Groundhog Day Snack Craft




February 9, 2024-Valentine’s Day theme

Book: *Happy Valentine’s Day, Mouse!*

By: Laura Numeroff

Craft: Colorful Valentine’s Heart




February 16, 2024-Year of the Dragon theme

Book: *How to Catch a Dragon*,

by Adam Wallace & Andy Elkerton

Craft Cupcake Liner Dragon




February 23, 2024-Polar Bear theme

Book: *Polar Bear Polar Bear, What Do You Hear*

By Eric Carle

Craft: Polar Bear painting





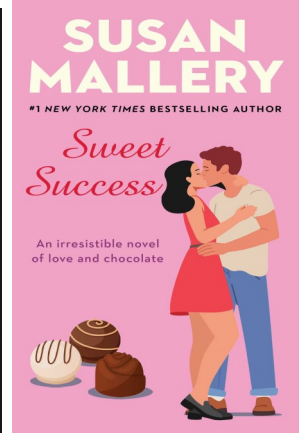



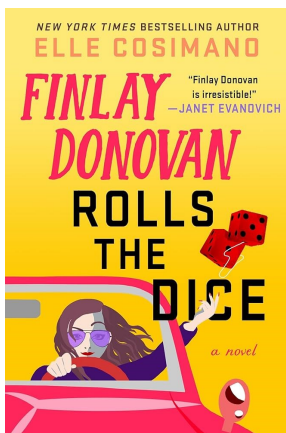



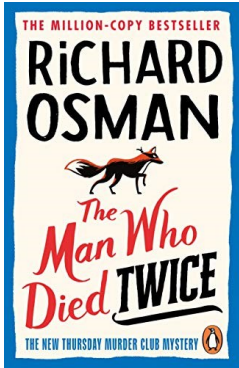





Strawberry Frosting Fudge

Ingredients: 2 2/3 cups white chocolate morsels, 12 ounces store-bought strawberry frosting 1 can, sprinkles optional

Instructions: 1. Line an 8-inch square baking pan with no stick foil or greased parchment paper. Set aside. 2. In a large, microwave-safe bowl, place the chocolate chips and frosting. Microwave for 90 seconds. Use the residual heat to stir the mixture well until the chocolate is fully melted and smooth. If necessary, microwave for additional 15 second intervals. 3. Scrape the fudge in the prepared pan and spread evenly. Top with sprinkles, if desired. 4. Chill until firm, about 2 hours. Cut into squares.



Coming Soon...





February

Sunday	Monday	Tuesday	Wednesday	Thursday	Friday	Saturday
				Needle Nerds 4-6pm 	Preschool Story Hour 10am & 2pm 	
		Adult Craft 5-7pm		Jr. Craft Night 5-6pm 	Preschool Story Hour 10am & 2pm	
4	5	6	7	8	9	10
	Movie Monday 1:00pm 	Jr Book Club 5-6pm 	♥HAPPY <i>Valentine's</i> DAY♥	YA Craft 5-6pm	Preschool Story Hour 10am & 2pm	
11	12	13	14	15	16	17
		Adult Book Club 5:30-7pm 	Needle Nerds 3-5pm	LEGO Club 5-6pm 	Preschool Story Hour 10am & 2pm	
18	19	20	21	22	23	24
	Euchre 6:00pm Library Board Meeting 6:30pm	Jr. Book Club 5-6pm				
25	26	27	28	29		